



绿色印刷产品

价格依据文件号：川发改价格[2019]280号 举报电话：12358
国家免费教材



定价：5.10元

义务教育教科书

英语（三年级起点）三年级下册

四川教育出版社



义务教育教科书

英语

ENGLISH

(三年级起点)

三年级下册



四川教育出版社

致小学者

这套书是专门为你服务的，不论你从哪一个年级开始学习，它都能为你打开学好英语的大门。进门以后你便可以一层层走上楼顶，检阅21世纪人类的科学成就和利用丰富的信息，那样你就可能成为新世纪杰出的学者。

为什么这套书有这么大的力量呢？因为它不是板着面孔要你学，而是引导你唱英语歌和做游戏，让你在唱游中学会说英语和识记单词，还帮助你学好英语发音。英语发音是学英语的难点，有的人学了五六年还不会拼读生词。你学完这套书以后，就能学会自己拼读生词，那时你不用问老师也可以自己学英语了。而且这套书每一册的内容都不多，但教你说的话可以变来变去，帮助你在许多场合和“老外”说英语。

但是，这套书却不要求你去死记大量的单词和硬读许多课文。在一个学期里，你只要唱好一些英语歌，读好、认熟26个英语字母，在游戏中听听说说、读读写写就能达到要求。这种做法就是古人说的“滴水穿石”。一滴一滴的屋檐水可以把石头滴穿，而一桶一桶的水泼到石头上却只能把石头冲洗干净。

这样说来，是不是有了这套书就可以不用心学习英语了呢？也不是。你必须抓住机会去听英语、说英语，尤其要唱好书中的英语歌，发准歌词的读音，平时多在别人面前唱唱哼哼。人们会夸赞说：“你真是一位小学者，既会学又博学，还会唱那么多英语歌！”

义务教育教科书

英语

ENGLISH

(三年级起点)

三年级下册

四川教育出版社

· 成都 ·

主 编 杨晓钰
副 主 编 付春敏
本册编写 杨晓钰
音乐指导 罗义蕴
绘 图 李汴川 成都蓝鸚鵡文化传播有限公司
责任编辑 朱 娜 袁 月
封面设计 李汴川
教材意见建议接收电话：（028）86259695
教材意见建议接收邮箱：englishthisway@sina.com
通讯地址：四川成都双流西航港黄荆路13号 四川教育出版社

义 务 教 育 教 科 书

英语

（三年级起点）

三年级下册

四川教育出版社 出版

（成都市槐树街2号 邮政编码 610031）

新华文轩出版传媒股份有限公司发行

成都勤慧彩色制版印务有限公司

成品规格 184mm×260mm 印张 5.25

2019年12月 第6版 2019年12月 第1次印刷

印数 册

ISBN 978-7-5408-6120-9 定价：5.10 元

著作权所有·请勿擅用本书编制各类出版物·违者必究

如发现印装质量问题，请与本社调换。电话：（028）86259359

编辑部电话：（028）86259381 邮购电话：（028）86259694

如有内容方面的疑问，请与四川教育出版社总编室联系。电话：（028）86259381



Me	1
Lesson A How Are You?	2
Lesson B This Is My Son.	4
Lesson C I'm from the USA.	6
Lesson D Let's Play a Game.	8
Lesson E What's This?	10
Lesson F What's That?	12
Lesson G Self-assessment	14
Lesson H What Day Is Today?	18
Lesson I How's the Weather?	20
Lesson J Fly a Kite	22
Lesson K Do Like This.	24
Lesson L What a Beautiful Kite!	26
Lesson M Animals on the Farm	28



Lesson N	Self-assessment	30
Lesson O	Can You Fly?	38
Lesson P	What Can You Do?	40
Lesson Q	Oh, Yucky!	42
Lesson R	How Yummy!	44
Lesson S	Good Manners	46
Lesson T	Self-assessment	48
Lesson U	A Chicken or Seven Chickens? . .	52
Lesson V	How Many Rabbits?	54
Lesson W	So Many Ants!	56
Lesson X	It's Raining Hard.	58
Lesson Y	ABC Song	60
Lesson Z	Self-assessment	62
Self Check	70
Word List	75

Age:

Name:

Date of Birth:



Me



Address:

Postcode:

Blood Type:


Phone Number:





How Are You?

Let's talk.



Magic box



Mr Brown



Mrs Brown



dad



mum



Listen and tick.


1.



2.



3.



4.



Let's sing.

How Are You?

1 = D $\frac{2}{4}$ ♩ = 92

3 5 3 1 |
Hel-lo, Tingting.

3 5 3 1 |
Hel-lo, Tingting.

2 2 2 2 4 3 2 | 3 1 |
How are you? How are you this mor-ning?

3 5 3 1 |
Hel-lo, Lele.

3 5 3 1 |
Hel-lo, Lele.

2 2 2 4 3 2 | 3 . 2 1 ||
I am fine. Thank you, thank you.



Let's try.



Work in groups.



Work in pairs.

Lesson B

This Is My Son.

Let's talk.

•Morning, Tingting!

••Good morning, Mr Brown!

*Glad to meet you, too.

••Glad to meet you, Peter.

* Tingting, this is my son, Peter.
Peter, this is Wang Ting.

This is my **mummy**.



Glad to meet you, too.

Glad to meet you.





Listen, circle and say.



Let's read.



cake



face



lake



bed



bee



book



peach



pen



pig



Lesson

I'm from the USA.

Let's talk.

Good morning, class!

Morning, Miss Yang!

Peter, come in.

Boys and girls,
this is Peter.

Hello! I'm Peter.
I'm from the USA.

Thanks.

Welcome!

I'm from the USA.

Welcome!

Thanks.





Magic box



Canada



China



the UK



the USA

Look, write and say.

1. I'm from _____.



2. I'm from _____.



3. I'm from _____.




4. I'm from _____.



5. I'm from _____. 6. My friend _____ is from _____.


Culture.





Let's Play a Game.

Let's talk.





Magic box



laugh



cry



shout



talk

Listen and tick (✓) or cross (×).



()



()



()



()



()

Let's read.



he



she



we



deer



dog




duck



tiger



tortoise



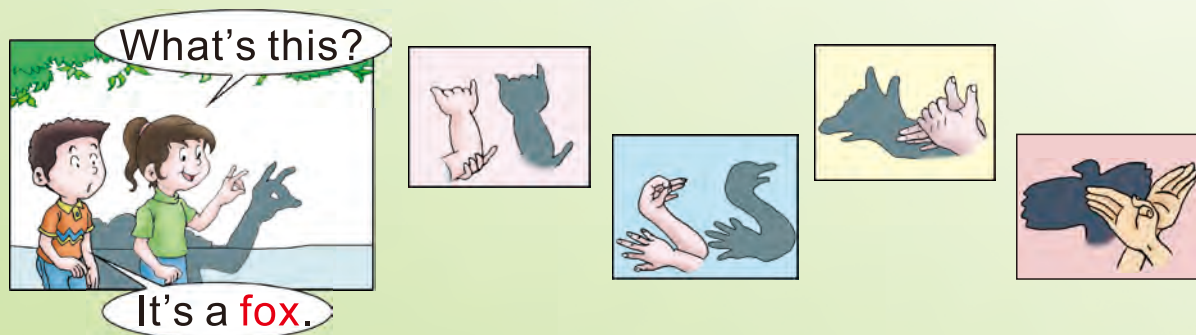

Tuesday



Lesson

What's This?

Let's talk.



fox



panda



pig




rabbit



snake



Listen, tick and say.



Let's chant.

What's This?

What's this?

What's this?

What is this?


It's a snake.

It's a snake.

It's a green snake.



Let's play.



Lesson F

What's That?

Let's talk.

• Wow! A beautiful picture!

• What's this?

• What's that?

• It's a rabbit.

• It's a bird.

• Your English is good.

• Thank you very much.

What's that?

It's a **panda**.



picture



beautiful



ant



giraffe



elephant



Listen, number and say.



()



()



()



()




()



()

Let's chant.



What's That?

What's that?

What's that?

What is that?

It's an ant.

It's an ant.

It's a small ant.



Make up your new chants.





Review Lessons A–F and draw 🌞, 🌙 or 🦋 for your work.

I can	Great!	OK!	Try hard!	🌞, 🌙 or 🦋
Let's talk.	5–6	3–4	1–2	
Magic box	17–26	9–16	1–8	
Let's sing.	1	0	0	
Let's chant.	2	1	0	

How well do you know Lessons A–F ? Now let's practise.

Read and match.

1. D p b d	2. E e c g	3. P b p k	4. T i g t
5. A a d k	6. G e k g	7. I i t d	8. K b k c























Heads. You go first.





Listen and circle.

- | | | | |
|---|--|--|--|
| 1. A.  | B.  | C.  | D.  |
| 2. A.  | B.  | C.  | D.  |
| 3. A.  | B.  | C.  | D.  |
| 4. A.  | B.  | C.  | D.  |
| 5. A.  | B.  | C.  | D.  |

Look and match.

China panda the USA cry mother



Interview.

- Hello!
- What's your name?
- Where are you from?
- Welcome to...
- Hi!
- I'm / My name's...
- I'm from...
- Thank you.


My name's Tingting.

What's your name?

Name					
City					

Look and say.

1.



2.



3.



4.



Lesson

What Day Is Today?

Let's talk.





We can go to the park. OK?

Great!



It's **Saturday**.





Let's chant.



The Week

Sunday, Monday, Tuesday,
Wednesday, Thursday, Friday,
Saturday, Saturday, Saturday.

Saturday, Friday, Thursday,
Wednesday, Tuesday, Monday,
Sunday, Sunday, Sunday.



Let's read.



ice cream



cat



girl



kite



nine



candy



goat



kid



rice



cake



goose





king



Lesson

How's the Weather?

Let's talk.



Magic box



rainy



sunny



cloudy



cold



windy



snowy




Listen and match. Then ask and answer.

- Where are you? — How's the weather?
 — I'm in... — It's...



Culture.

April 1st
April Fool's Day






Fly a Kite

Let's talk.

• Peter.

• Yes?

• Oh, great!
Let's go.



• It's windy today.
Let's fly a kite.

• OK. Let's.

Let's go.

OK. Let's.



Magic box



kite



fly a kite



go



play



work



Let's chant.

Picking an Apple

Pick an orange, pick a pear,



Pick a banana over there.



Let's work and let's play.



Pick an apple every day.



Make up your new chant.



Culture.

Dad, have some tea, please.



Good girl!



May 1st
May Day

Good boy!



Mum, have a rest, please.

Lesson

Do Like This.

Let's talk.

Peter, are you ready?

Not yet.

Yes, please.

Look! Do like this.

Do like this?

Yeah.

Oh, I see. Thanks.

Can I help you?

Let's run.

Ouch!

Are you OK?

Yes. Thank you.

Can I help you, Mr Brown?

Yes, please.

Can I help you, Miss Yang?

No, thanks.



sun

sky



moon



cloud

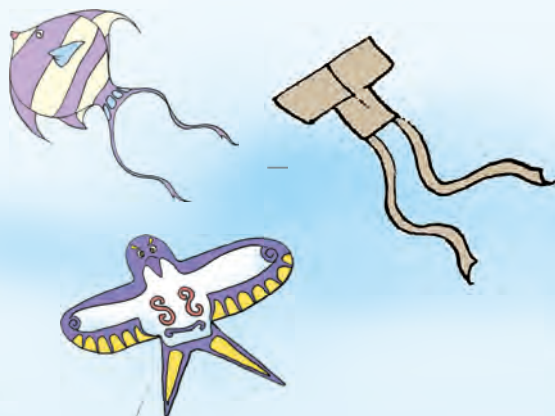


star

Let's chant.

Fly My Kite

Fly, fly, fly my kite.
Fly my nice kite.
Fly, fly very high,
Up to the sky.



Let's sing.

Fly My Kite

$1 = {}^bE \frac{3}{4}$

1	1	1		3 .	2	1		3	3	3		5 .	4	3			
Fly,	fly	my		kite.		Fly,		fly,	fly	my		kite.	Fly				
5	-	4	3		2	-	-		2	-	1	7		1	2	3	
up		to	the		sky.				La		la	la		la	la	la,	
4	-	3	2		3	4	5		5	4	3	2		1	-	-	
La		la	la		la	la	la,		'cause		I	am		free.			



Lesson

What a Beautiful Kite!

Let's talk.

Lele, come here.

I'm coming.



What's up?


Look there.



Wow, what a beautiful kite!

Yes. How beautiful!

What a **big** mouse!




How **big**!





Magic box



long



short



ugly



fat



thin

Look and say.

1.



2.



3.



Let's read.



nose



rose



no



flower



frog



fruit



rabbit



rat



ruler



vase



vest



violin



Lesson

Animals on the Farm

Let's sing.

This is a farm. Many animals live on the farm.
What are they? Let's listen to the song.




Old Macdonald Had a Farm

1 = D $\frac{2}{4}$

$\underline{1} \ \underline{1} \ \underline{1} \ \underline{5} \mid \underline{6} \ \underline{6} \ \underline{5} \mid \underline{3} \ \underline{3} \ \underline{2} \ \underline{2} \mid 1 \ . \ \underline{5} \mid$
 Old Mac-do- nald had a farm, ee - ai, ee - ai oo. And
 $\underline{1} \ \underline{1} \ \underline{1} \ \underline{5} \mid \underline{6} \ \underline{6} \ \underline{5} \mid \underline{3} \ \underline{3} \ \underline{2} \ \underline{2} \mid 1 \ . \ \underline{5} \ \underline{5} \mid$
 on the farm, he had some cows, ee - ai, ee - ai oo. With a
 $\underline{1} \ \underline{1} \ \underline{1} \ \underline{5} \ \underline{5} \mid \underline{1} \ \underline{1} \ \underline{1} \mid \underline{1} \ \underline{1} \ \underline{1} \ \underline{1} \ \underline{1} \ \underline{1} \mid$
 moo moo here, and a moo moo there, here a moo, there a moo,
 $\underline{1} \ \underline{1} \ \underline{1} \ \underline{1} \ \underline{1} \ \underline{1} \mid \underline{1} \ \underline{1} \ \underline{1} \ \underline{5} \mid \underline{6} \ \underline{6} \ \underline{5} \mid$
 every- where a moo moo. Old Mac-do-nald had a farm,
 $\underline{3} \ \underline{3} \ \underline{2} \ \underline{2} \mid 1 \ - \mid$
 ee - ai, ee - ai oo.

1. cat: meow-meow 2. duck: quack-quack 3. sheep: baa-baa





Magic box



farm



farmer



animal



one sheep



two sheep

Listen and number.



()



()



()



()



()



()



()

Let's play.

Let's sing a song, OK?

OK.

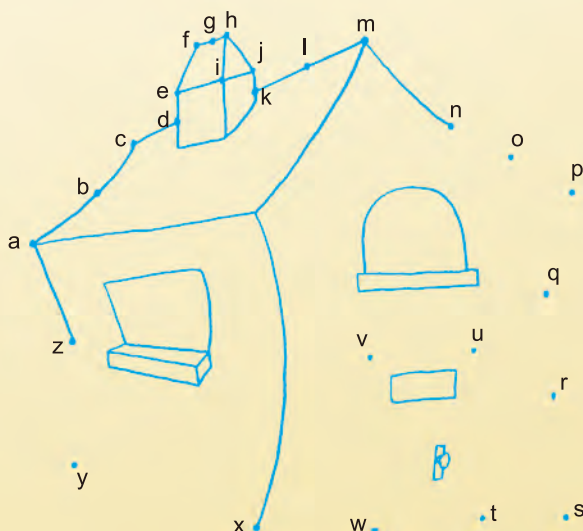


Review Lessons H-M and draw 🌞 , 🌙 or 🌟 for your work.

I can	Great!	OK!	Try hard!	🌞 , 🌙 or 🌟
Let's talk.	5-6	3-4	1-2	
Magic box	23-33	13-22	1-12	
Let's sing.	2	1	0	
Let's chant.	3	2	1	

How well do you know Lessons H-M? Now let's practise.

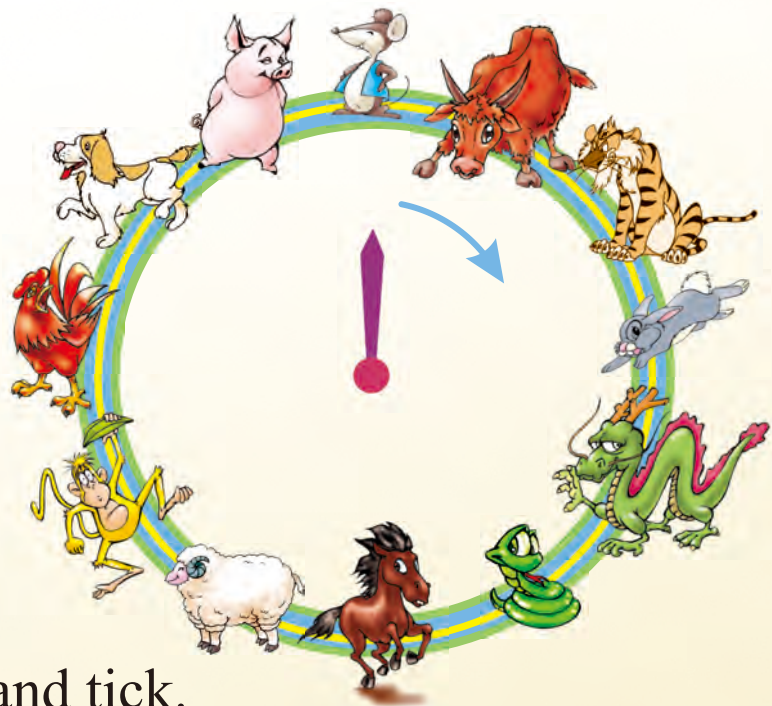
Join the dots and complete the picture.





Let's try.

Do you know the Chinese cycle of the year? Please try!
Read them one by one. Start with RAT.



Listen and tick.

- | | | | | |
|----|----|----|----|----|
| 1. | A. | B. | C. | D. |
| 2. | A. | B. | C. | D. |
| 3. | A. | B. | C. | D. |
| 4. | A. | B. | C. | D. |
| 5. | A. | B. | C. | D. |



Talk about the pictures.



Role play.



Let's act.

Let's Go Swimming



Oh, it's hot. I want to go swimming.



Who is it?

May I come in?



It's me, Duckling.



Oh, Duckling. Come in, please.



Thank you. Little Pig, let's go swimming.



Sorry, I can't.



Bye-bye.




See you.




Who is it?


It's me, Duckling.




Oh, Duckling. Come in, please.




Thank you. Little Cat, let's
go swimming.



Sorry, I can't.



Goodbye.



So long.




Who is it?

May I come in?



It's me, Duckling.





Listen and circle.

1. There are _____ animals in the dialogue.


A. 3

B. 4

C. 5

D. 6

2. Duckling wants to _____.




3. May I come in?


A. It's me. B. Let's go. C. Thank you. D. Come in, please.

Make up your story and then act it out.


1.




2.



3.





4.





Can You Fly?

Let's talk.





cook



act



climb



drive

Listen, circle and say.



(☺/☹)



(☺/☹)



(☺/☹)



(☺/☹)

Let's read.



tulip



sister



box



zebra



pupil




Sunday



fox



zero



Tuesday



swim



six



zoo




Lesson P

What Can You Do?

Let's talk.

Now please look at the picture. Who can swim?

Rose and Peter can swim.



Can Tingting swim?

No, she can't.

What can you do?

Can she read?

Yes, she can.

Cool!

I can sing in English.

What can you do?

I can dance.



1, 2...





Magic box



play football



ABC...

sing in English



play the piano



clean the house

Let's sing.



1 = F $\frac{2}{4}$

Who Can?



5 3 5 3 | 5 3 1 | 2 4 3 2 | 5 - |
Who can sing and who can dance? Who can write and draw?

5 3 5 3 | 5 3 1 | 2 4 3 2 | 1 - ||
She can sing and he can dance. They can write and draw.



Let's try.



Any volunteers?




You two, please.

Good job!

Lesson 9

Oh, Yucky!

Let's talk.



tea



juice



water















milk






strawberry



Let's try.

fruit	+	tree	→	fruit tree	fruit juice
	+		→		
	+		→		
	+		→		

 Can you say them in English?

Let's read.



hat



love



Monday



nine



horse



leg



monkey



nose



hen



lion



mouse







notebook



Lesson R

How Yummy!

Let's talk.





bread



egg





ice cream



hamburger

Listen, guess and say.



Culture.

The second Sunday in May
Mother's Day



Mum, happy
Mother's Day!



Thank you!

Lesson

Good Manners

Let's talk.



May I come in?

Come in, please.



After you.

After you.



Sit down, please.

Thanks.



Have some juice.

Thank you very much.



You're welcome.



I'm sorry.



That's OK.




Bye-bye.



So long.



Magic box



Listen, number and say.

chicken

rice

meat

soup

fish

()

()

()

()

()

Let's sing.

Good Manners



1 = F $\frac{2}{4}$

1 1 5 5 | 6 6 5 | 4 4 3 3 |

May I come in? Come in, please. May I come in?

2 2 1 | 5 5 4 | 3 3 2 |

Come in, please. Af - ter you. Af - ter you.

5 5 4 | 3 3 2 | 1 1 5 5 |

Sit down, please. Have some tea. Thank you. Thank you.

6 6 6 5 | 4 4 3 3 | 2 2 1 ||

A lot of thanks. You are wel-come. Sit down, please.





Review Lessons O–S and draw ☀️, 🌙 or 🌟 for your work.

I can	Great!	OK!	Try hard!	☀️, 🌙 or 🌟
Let's talk.	4–5	2–3	1	
Magic box	16–22	8–15	1–7	
Let's sing.	2	1	0	

How well do you know Lessons O–S? Now let's practise.




Match the words and the pictures.

soup milk act water cook meat chicken tea






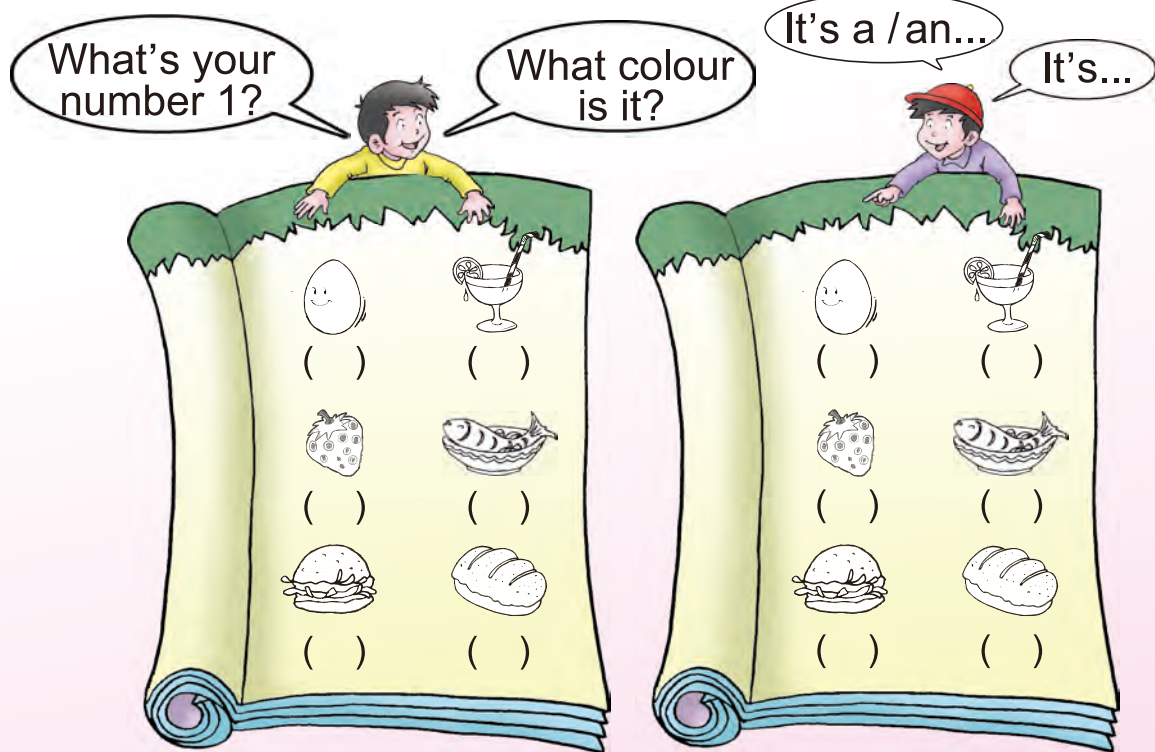
Listen and tick.



Talk about the pictures.



Write, colour and say.



Odd man out.

E.g.



1.



2.



3.



Tick (✓) good manners and say.



() (✓)



() ()



() ()



() ()



() ()



() ()

Listen, match and say.

1. I'm sorry.



2. Have an apple.



3. Can you swim?



4. What can you do?



5. May I come in?



☐ A. Yes, I can.

☐ B. That's OK.

☐ C. Come in, please.


☐ D. Thank you very much.

☐ E. I can play the piano.



A Chicken or Seven Chickens?

Let's talk.



a pig



pigs



a kid



kids



an elephant



elephants



an orange



oranges



chicken



eleven



twelve



thirteen




fourteen



fifteen

Look, say and match.



ants

an apple

eggs

pictures

a snake

stars

Culture.







How Many Rabbits?


Let's talk.




 Boys and girls, how many rabbits?

 One, two, three, four, five, six, seven, eight. Eight rabbits.



 Good! How many birds?

 Ten birds.

 Very good!



How many **birds**?

Ten birds.



Magic box

16

sixteen

17

seventeen

18


eighteen

19

nineteen

20

twenty



Let's play.

1.

Read the pictures one by one.



Chicken, moon, laugh, cloudy.

2.

What's number 20?



Cloudy.

Let's read.



jacket



juice



jump



quiet



queen



quilt



wind



wolf



window



yellow



yoyo



yummy





Let's talk.



• Tingting. Peter.

•• Look there.
•• A blue bird!

•• Yes?

•• How cute!

•• Wow! How beautiful!



Peter,
come here.

Look here.

How clever!

I'm coming.

Gosh! So
many ants!



A snake. How long!





bee



cute



clever



tree



flowers


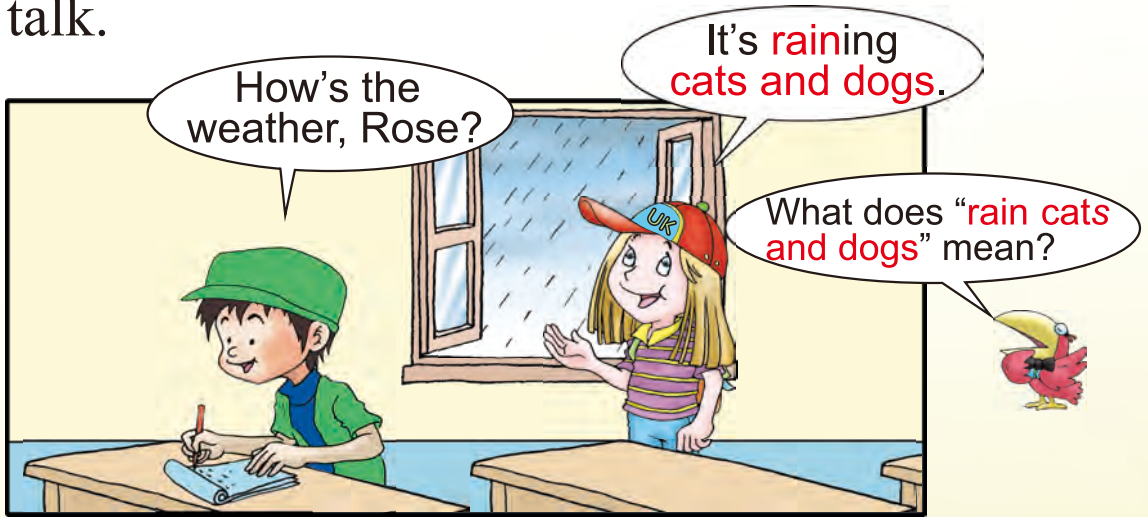
Look and say.



Lesson

It's Raining Hard.

Let's talk.



Oh, I see. Thank you.



Magic box



hard



rain



river



sea



lake




Listen and match.



Let's chant.



Rain




Rain in the river,
Rain in the sea,
Rain in the lake,
But don't rain on me.



Let's try.

Look at the blackboard, please.

Listen to me, please.



ABC Song

Lesson

Let's sing.

I Can Say My ABC

1=^bE $\frac{3}{4}$

1 - 1 | 5 - 5 | 6 - 6 | 5 - - | 4 - 4 |

(Teacher:) Come, my chil- dren, come to me, let us
3 - 3 | 2 - 2 | 1 - - || Come here, children, let's sing our A B C.
sing our A B C.

||: 1 1 5 5 | 6 6 5 | 4 4 3 3 | 2 2 1 | 5 5 4 |

(Pupils:) A B C D E F G, H I J K L M N O P Q,

3 3 2 | 5 5 4 | 3 3 2 | 1 3 5 | 6 1̇ 5 | 4 4 3 3 |
R S T, U V W, X Y Z. X Y Z. Now you see, I can say my

2 2 1: || Now you see, I can say my A B C.
A B C.



Magic box



pupil



child



children



say



see

Read and match.

A.M.

英国

UN

美国

P.M.

自己做

USA

不明飞行物

DIY

上午

UFO

中华人民共和国

UK

视频光盘

CCTV

联合国

VCD

下午

PRC

中央电视台



Play and say.

You have two minutes.



Read and circle the same letters.

1. j g f p i J

2. A M N w V W

3. S G D q g Q

4. H K Y j l y

Culture.

The third Sunday in June
Father's Day





Review Lessons U–Y and draw ☀️, 🌙 or 🌟 for your work.

I can	Great!	OK!	Try hard!	☀️, 🌙 or 🌟
Let's talk.	4–5	2–3	1	
Magic box	17–26	9–16	1–8	
Let's sing.	1	0	0	
Let's chant.	1	0	0	

How well do you know Lessons U–Y? Now let's practise.

Listen and tick.

1. A.

B.

C.

D.
2. A. **20**

B. **9**

C. **15**

D. **19**
3. A.

B.

C.

D.
4. A.

B.

C.

D.
5. A.

B.

C.

D.



Let's chant.

English Letters



A is for **a**pple and **B** is for **b**ear,



C is for **c**at and **D** is for **d**ance,



E is for **sh**e and **F** is for **f**ive,



G is for **g**reen and **H** is for **h**air,



I is for **i**ce cream and **J** is for **j**ump,



K is for **k**ite and **L** is for **l**ion,



M is for **m**ouse and **N** is for **n**ine.



O is for **o**range and **P** is for **p**en,



Q is for **q**ueen and **R** is for **r**ose,



S is for **s**un and **T** is for **t**en,



U is for **p**upil and **V** is for **V**CD,



W is for **w**ater and **X** is for **X**-ray,



Y is for **y**ellow and **Z** is for **z**oo.




Listen, tick and complete the sentences.

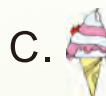
1. Hello. I'm from _____.




2. —Can you _____? —No, I can't.



3. We like _____.




4. What a _____ mouse!




5. — Tom, please don't talk in class.

— Yes, Miss White.



Let's play.



Let's act.

The Hare and the Tortoise



Hi, Mr Elephant!



Er... Hi, Mr Hare.






Let's have a race.



Oh, no, no, no.

You're too fast. I'm slow.





Hello, Mr Tiger.


Hi, Mr Hare.

Let's have a race.

No, no, no. Leave me alone.

Oh, no! I want a race.

I want a race.



Aha, Mr Tortoise.

Hello, Mr Tortoise.

Hello, Mr Hare.

Let's have a race.

A race? A race. OK, Mr Hare.

Oh, yeah! I'm very fast.

I'm number one.




Ready, Mr Hare?

Of course.

Ready, Mr Tortoise?

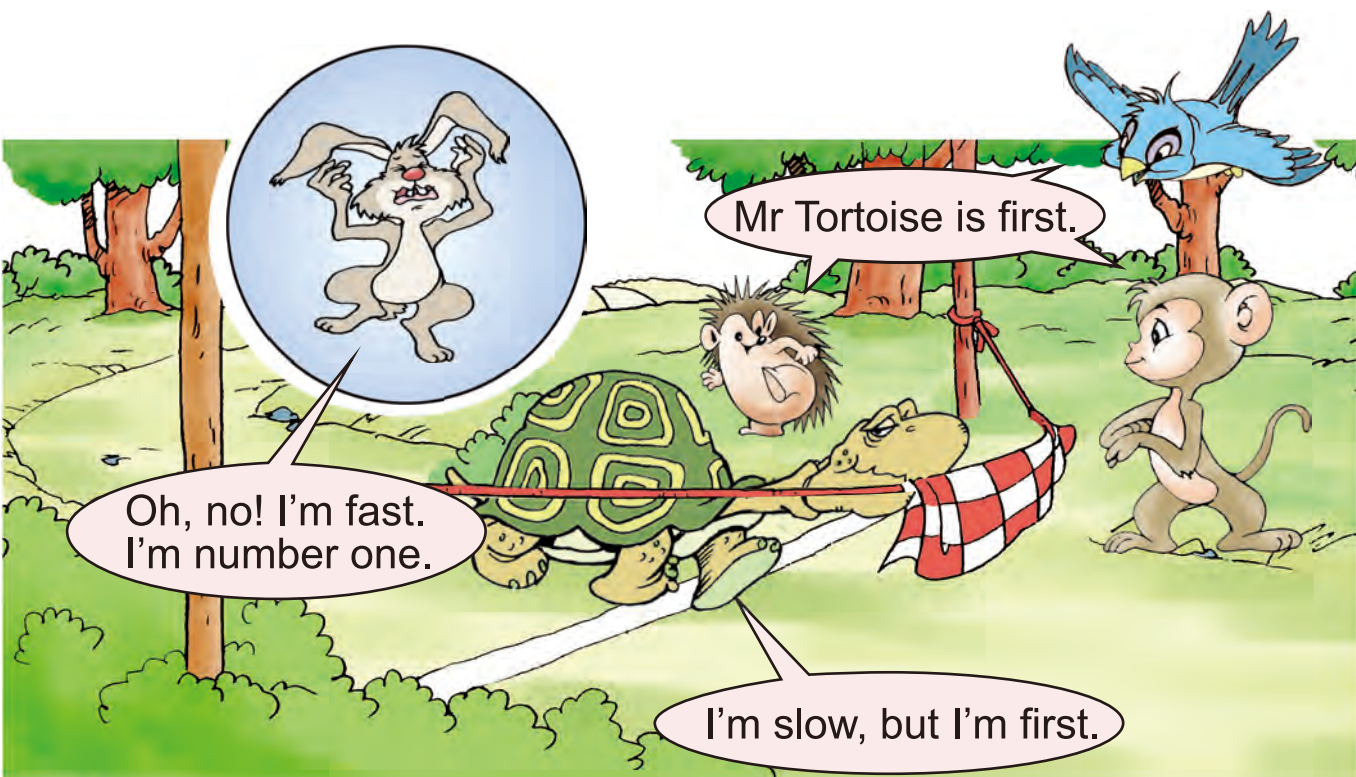

Yes.

Ready? Go!



You see, he is slow.
I am fast. Let me
have a sleep.

Come on, Mr Tortoise.
Come on.

















Listen and circle.



1. How many characters are there in the story?

- A. 3. B. 5. C. 7. D. 9.

2. Who are they?

- A.  and  . B.  ,  and  .
- C.  ,  ,  ,  ,  ,  and  .

3. Who's the winner?

- A.  B.  C.  D. 





4. What's the English for “各就各位，跑”？

- A. Go. B. Ready. C. Ready? Go!

Self Check

Tick (✓) the pictures you know.

Lesson A How Are You?

				Score




Lesson B This Is My Son.

				Score






Lesson C I'm from the USA.

				Score

Lesson D Let's Play a Game.






				Score

Lesson E What's This?

					Score



Lesson F What's That?








					Score

Lesson G Self-assessment






Work in pairs and review the whole unit.
How many words can you remember?



Lesson H What Day is Today?

							Score

Lesson I How's the Weather?

						Score

Lesson J Fly a Kite






					Score








Lesson K Do Like This.

					Score

Lesson L What a Beautiful Kite!

					Score

Lesson M Animals on the Farm

					Score

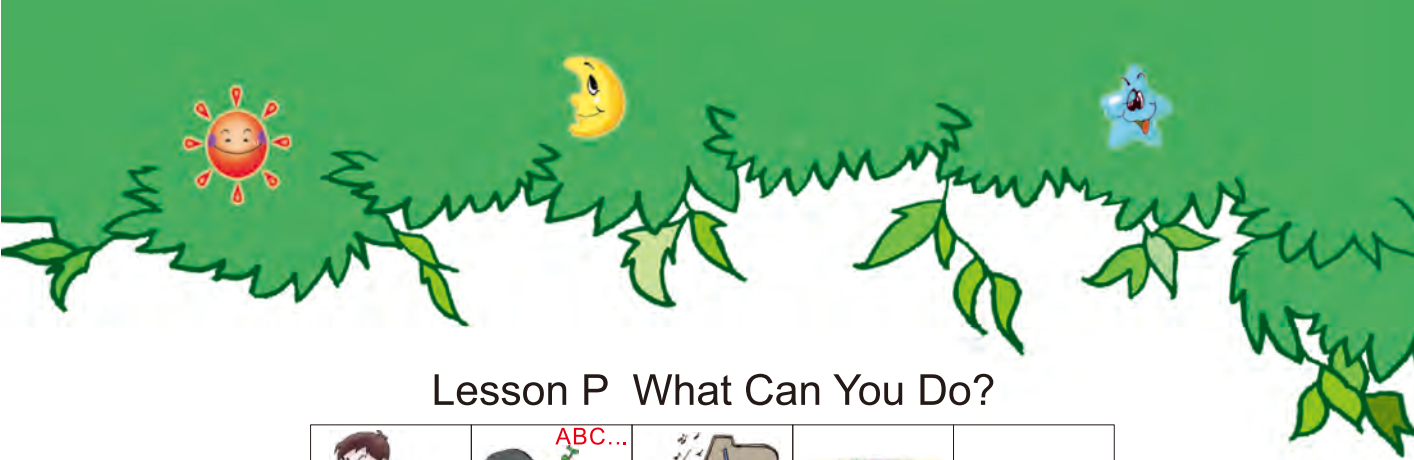
Lesson N Self-assessment

Work in pairs and review the whole unit.
How many words can you remember?



Lesson O Can You Fly?

				Score



Lesson P What Can You Do?

				Score

Lesson Q Oh, Yucky!

					Score

Lesson R How Yummy!

				Score

Lesson S Good Manners







					Score

Lesson T Self-assessment






Work in pairs and review the whole unit.
How many words can you remember?








Lesson U A Chicken or Seven Chickens?

						Score






Lesson V How Many Rabbits?

					Score

Lesson W So Many Ants!

					Score

Lesson X It's Raining Hard.

					Score

Lesson Y ABC Song

					Score

Lesson Z Self-assessment

This is the end of this term.
How many words can you remember?





Word List

(标注*的单词只要求学生能听懂、会说，其余的则要求能听懂、会说和整体认读。)

Lesson A

dad	爸爸
*fine	(身体) 健康的
How are you?	你好吗?
I'm fine.	我很好。
Mr Brown	布朗先生
Mrs Brown	布朗夫人
mum	妈妈

Lesson B

daughter	女儿
friend	朋友
*glad	高兴; 愉快
son	儿子
teacher	老师
This is...	这是……

Lesson C

Canada	加拿大
China	中国
*class	班; 班级
*I'm from...	我来自……
thanks	谢谢
the UK	英国
the USA	美国
*welcome	欢迎; 受欢迎的

Lesson D

*Are you ready?	准备好了吗?
cry	哭; 喊叫
do	做, 干
laugh	笑, 大笑
let's=let us	让我们
play a game	做游戏
shout	喊
talk	交谈

Lesson E

fox	狐狸
guess	猜测
I don't know.	我不知道。
It's...=It is...	它是……
panda	熊猫
pig	猪
rabbit	兔子
snake	蛇
sorry	对不起
What's this?	这是什么?

Lesson F

ant	蚂蚁
elephant	大象
*English	英语
giraffe	长颈鹿
nice	漂亮的
picture	图画
*Thank you very much.	非常感谢。
What's that?	那是什么?



Lesson H

Friday	星期五
*go to the park	去公园
Monday	星期一
Saturday	星期六
Sunday	星期日
Thursday	星期四
Tuesday	星期二
Wednesday	星期三
What day is today?	今天星期几?

Lesson I

*but	但
cold	冷的
cloudy	多云的
*go swimming	去游泳
*Good idea!	好主意!
How's the weather?	今天天气如何?
rainy	下雨的; 多雨的
snowy	下雪的; 多雪的
sunny	晴朗的; 阳光充足的
windy	有风的, 多风的

Lesson J

*every day	每天
fly a kite	放风筝
go	去
kite	风筝
*pick	摘
play	玩
work	工作; 劳动

Lesson K

cloud	云
*high	高, 高地
moon	月亮
sky	天空
star	星星
sun	太阳
*very	非常

Lesson L

beautiful	美丽的
Come here.	过来。
fat	胖的; 肥的
*I'm coming.	来了。
long	长的
*look up	往上看
short	短的
thin	瘦的
ugly	丑的
*What's up?	出什么事了?

Lesson M

animal	动物
*baa	羊叫声
*everywhere	到处
farm	农场
farmer	农夫
had	有 (have 的过去式)
*here	这儿
*meow	猫叫声
*moo	牛叫声
sheep	绵羊
*there	那儿



Lesson N

- | | |
|-------------------|---------|
| *Come in, please. | 请进。 |
| hot | 热的 |
| little | 小的 |
| *May I come in? | 我可以进来吗? |
| rat | 老鼠 |
| want | 想, 想要 |
| *Who is it? | 你是谁? |

Lesson Q

- | | |
|-----------------|------|
| have some juice | 喝些果汁 |
| juice | 果汁 |
| milk | 牛奶 |
| strawberry | 草莓 |
| tea | 茶 |
| *thirsty | 渴的 |
| water | 水 |
| *yucky | 难吃的 |

Lesson O

- | | |
|----------|--------|
| act | 表演 |
| *because | 因为 |
| climb | 攀登; 爬上 |
| cook | 煮; 烹饪 |
| drive | 驾驶 |
| *why | 为什么 |

Lesson R

- | | |
|------------------|------|
| bread | 面包 |
| egg | 鸡蛋 |
| hamburger | 汉堡 |
| have a hamburger | 吃个汉堡 |
| have an egg | 吃个鸡蛋 |
| *hungry | 饥饿的 |
| ice cream | 冰激凌 |
| *yummy | 好吃的 |

Lesson P

- | | |
|-----------------|------|
| clean the house | 打扫房间 |
| play football | 踢足球 |
| play the piano | 弹钢琴 |
| sing in English | 用英语唱 |

Lesson S

- | | |
|----------------|---------|
| After you. | 你先请。 |
| chicken | 鸡肉 |
| fish | 鱼肉 |
| I'm sorry. | 对不起。 |
| May I come in? | 我可以进来吗? |
| meat | 肉 |
| rice | 稻米; 米饭 |
| soup | 汤 |
| That's OK. | 没关系。 |



Lesson U

chicken	小鸡
eleven	11
fifteen	15
fourteen	14
Look here.	看这儿。
thirteen	13
twelve	12

Lesson V

eighteen	18
how many	多少
nineteen	19
seventeen	17
sixteen	16
twenty	20
very good	非常好

Lesson W

bee	蜜蜂
clever	聪明的
cute	可爱的
flower	花
*Gosh!	天哪!
Look there.	看那边。
*so many	这么多
tree	树

Lesson X

hard	猛烈地
lake	湖
rain	下雨
*rain cats and dogs	雨下得大
rain hard	雨下得大
river	河
sea	海

Lesson Y

child	孩子
children	孩子们
pupil	(小)学生
say	说
see	看见

Lesson Z

*race	比赛
*Ready?	准备好了吗?
*Ready? Go!	各就各位, 跑!
*number one	第一